

2007-2013 Rural Development Programme for the Netherlands (RDP2)

Summary



European Agricultural Fund for Rural Development (EAFRD): Europe invests in its rural areas

2007-2013 Rural Development Programme for the Netherlands (RDP2)

Summary

Foreword

After the European Commission approved the 2007-2013 Rural Development Programme for the Netherlands (RDP2) in 2007, the RDP Management Office published a summary. A number of changes have been made to RDP2 since

then. Some of these were minor changes to the text or the figures, or changes prompted by experience in implementation. However, some were more major: decision-making on the Health Check on the Common Agriculture Policy and the

Economic Recovery Package led to an extra budget and new priorities for rural policy. The conversion of the Management Programme into the Subsidy System for Nature and Landscape Management also had repercussions for the RDP2.

This booklet explains the most significant changes. It is an up-to-date supplement to the previously published summary, but may also be read independently.

More detailed information on RDP2 can be found on the website: www.regiebureau-pop.eu.

Contents






Foreword	1
1. RDP2 in brief	4
2. The main changes	6
2.1 Health Check and Economic Recovery Package	6
2.2 Subsidy Scheme for Nature and Landscape Management	6
3. The measures	8
3.1 Axis 1 measures	9
3.2 Axis 2 measures	14
3.3 Axis 3 measures	17
3.4 Axis 4 measures	20
4. Finance	22
5. Appendix: the main changes at a glance	24



1. RDP2 in brief



There is a lot going on in rural areas. Agricultural businesses are working flat out to adapt their businesses to the new economic reality. Authorities and stakeholder organisations are joining forces to improve the quality of nature and landscape. There are numerous initiatives in the fields of water, tourism, recreation and cultural heritage.

The Dutch countryside has its strong points, but there is also room for improvement. There are undeniable threats: the climate is changing, there is water depletion in nature reserves and the quality of life in small population centres is in the

balance. The European Union makes funds available through the 2007 – 2013 Rural Development Programme (RDP2) to respond to opportunities and threats.

Almost € 600 million is available from Europe for projects that fall under RDP2 in the 2007 – 2013 period, and a similar amount is provided by national, provincial and regional government. A further € 850 million is available in extra Dutch Government funding.

RDP2 is intended to improve the competitive strength of agriculture

and the quality of rural areas. It includes the following four priorities (axes):

1. Improving the competitiveness of agriculture and forestry;
2. Improving the environment and nature areas;
3. Improving the quality of life in rural areas and diversification of rural economy;
4. The Leader approach (rural development by local action groups).

In the original RDP2 these priorities were translated into 24 concrete measures which can be co-financed by

the European Agricultural Fund for Rural Development (EAFRD).

In 2009 and 2010 extra funds were made available under the Economic Recovery Package (2009) and the Health Check (2010). This new funding can be used to tackle some of the “new challenges”. A new subsidy system has also been introduced for nature and landscape management (SNL). Thus quite a lot has changed since the start of the programme in 2007. This publication provides information about the most significant changes.

2. The most significant changes

2.1 Health Check and Economic Recovery Package

During the November 2008 Agriculture and Fisheries Council in Brussels, the European agriculture ministers reached agreement on the Health Check. This is an interim evaluation of the European Common Agricultural Policy and the reforms introduced in 2003. The Health Check decisions were formally adopted during the Agriculture Council on 19 January 2009.

Part of the decision adopting the health check means that extra funds will be made available for rural policy¹ in the period from 2010 to 2013 inclusive. The Member States can

use these funds for extra efforts in response to the “new challenges”:

- climate change
- renewable energy
- water management
- biodiversity
- innovation

Funds have also been made available under the Economic Recovery Package² for broadband internet.

For the Netherlands all this represents a total increase of € 106 million in the budget from the European Agricultural Fund for Rural Development (EAFRD).

The budget is distributed over the existing subsidy options and new actions slotted into existing measures (see chapter 3: Measures).

The Netherlands will use the extra financial resources for:

- field-edge (headland) management
- measures relating to water quality and quantity
- improving the quality of the environment
- innovations in agriculture
- sustainable energy
- broadband internet.

For further information see Chapters 3 (The Measures) and 4 (Finance).

2.2 Subsidy system for nature and landscape

Farmers managing agricultural land can be recompensed for nature-friendly management of their land. In recent years this came under the provincial subsidy scheme for agricultural nature management (PSAN), which formed part of the Management Programme. In 2010 the Management Programme was replaced by the Subsidy System for Nature and Landscape Management (SNL). The new system is simpler, more goal-oriented and has a sounder ecological foundation.

¹ Achieved by means of modulation: the transfer of funds from the first to the second pillar of the European Common Agricultural Policy.

² The economic recovery package is designed to counter the financial crisis in Europe and minimise its impact.



The provinces determine the areas in which managers can obtain subsidy for agricultural nature and landscape management through the SNL. For this purpose they draw up a Nature Management Plan indicating the nature and landscape categories for all the different sites and terrains.

An important change is that the payment is no longer calculated according to the result (such as the

number of plants counted). It is now based on the management carried out. There are now fewer management packages, and they have been simplified. The rates have been adjusted and will be reviewed annually using an objective method. It is possible to convert current PSAN contracts into contracts based on the new system.

Because of the transition from PSAN to SNL, measure 214 (agri-environmental agreements) of RDP2 has been amended. This measure regulates the conclusion of agri-environment agreements with farmers.

For further information on measure 214 see Chapter 3 (The measures) or www.regiebureau-pop.eu. For further information on the SNL see: www.portaalnatuurenlanschap.nl.

3. The measures



3.1 Axis 1 measures

Measure 111:

Vocational training and extension

Rationale: Expertise and management are important requirements for businesses. They enable them to adapt to the demands of market, society and government. The relatively high costs of Dutch agriculture make it necessary to add value to the products. This requires a high level of knowledge, insight and skill.

Aim: To inform, train and advise entrepreneurs in the agriculture, food and forestry sector about important

developments for the market, branch and business, including the themes of biodiversity and the environment. To increase the insight, knowledge and skills of everyone working in the agriculture, forestry and food sector, through demonstration projects and other means. To promote and support practical networks which help to disseminate innovative knowledge: the key feature of these networks is that farmers learn from each other. Target group: Knowledge gathering and advice are intended for entrepreneurs and employees in the agriculture, forestry and food

sector and for closely associated organisations and authorities; also for the organisers of demonstration projects and, in the case of practical networks, (participants) in joint ventures between agriculture and forestry businesses, agri-SMEs or training and knowledge institutions. Subsidy: Knowledge gathering: up to 50 per cent of the costs of following education and training courses. Advice: Up to 50 per cent of the costs of consultancy, up to a maximum of € 1,500 per advisory report per project per year.

Demonstration projects: up to 35 per cent of the eligible costs for non-farmers, up to 50 per cent for farmers, and up to 70 per cent for a joint venture. Up to 100 per cent of the eligible costs in the case of “new challenges”³. If a subsidy has already been or is to be granted from a different source for the eligible costs, the amount of subsidy awarded will be such that the total amount of all the subsidies does not exceed 90 per cent (100 per cent in the case of “new challenges”) of the eligible costs.

³ For an explanation of new challenges see paragraph 2.1



Practical networks: up to 80 per cent of the eligible costs.

Target values: Number of participants in training/extension: 16,500, of whom 4,000 are concerned with “new challenges”.

Measure 114:
Use of advisory services

Rationale: To help and encourage people in agriculture and forestry to respond adequately to change and to meet new standards.

Aim: To contribute to the cost of using consultancy services to improve the overall performance of the business.

Target group: Farmers. In principle priority is given to farmers who have not used this measure for a period of three years prior to the application.

Advisory services may be beneficiaries of top-up payments⁴.

Opening: Advice may only be provided by consultancy services which meet certain conditions. If the number of

applications exceeds the available budget, they will be decided by drawing lots.

Subsidy: Up to 50 per cent of the costs of business consultancy, up to a maximum of € 1,500 per service per business.

Target values: Number of farmers assisted: 14,175

Measure 121:
Modernisation of agricultural holdings

Rationale: The Government wishes to support farmers who want to

modernise their holdings to meet the requirements of the market and society. This includes investments (including that by young farmers) which can greatly improve the competitive strength and/or sustainable development of the holding, and of agriculture and forestry in general. Special consideration is given to farm modernisation in connection with the “new challenges”⁵.

Aim: To enhance the vitality of agriculture (this is aimed specifically

⁴ Top up: national funding, in addition to the “normal” national co-financing of the European budget.

⁵ For an explanation of new challenges see paragraph 2.1.

at young farmers), and to support radical improvements in the sustainability of agriculture and forestry.

Target group: Farmers

Subsidy: Increasing the vitality of agriculture through investment aid to young farmers: up to 35 per cent of the eligible costs to a maximum of € 52,500. Investments aimed at increasing the sustainability of agriculture: a maximum of 40 per cent of the eligible costs to a maximum of € 400,000 or € 500,000 in less-favoured areas. The maximum does not apply

to investments in combined elutriators and investments in glasshouse holdings to improve environmental performance. Up to 50 per cent of the eligible costs may be paid in the case of more radical improvement in the sustainability of agriculture and horticulture in connection with the “new challenges”.

Target values: 3,400 holdings taking measures to modernize; 1,050 modernisation measures concerned with new challenges. The aim is to achieve a reduction in ammonia emissions of 4 kton and an annual CO₂ reduction of 0.25 mton (once all

the investments have been carried through).

Measure 123:
Adding extra value to agriculture and forestry products

Rationale: It is important to add extra value to a product: without this many products cannot compete on the world market. Investment in the quality and added value of products is also necessary for sustainable production. But there are risks associated with this type of investment. By assuming part of the risk itself, the Government increases the likelihood that farmers and growers will make this type of investment.

Aim: To improve the overall performance of agricultural and forestry holdings and add further value to agricultural products.

Target group: Farmers and/or foresters (only micro-enterprises) and joint ventures between primary agricultural and forestry producers, the processing industry and/or third parties. Maximum support is only offered to micro, small and medium-sized enterprises.

Opening: Under the subsidy scheme of the Ministry of Economic Affairs, Agriculture and Innovation (EL&I), or as part of the annual tranche of the relevant provincial multiyear programme (PMP/Rural Investment

Budget Regulation). Where opening is based on the ministry's subsidy scheme, applications are evaluated in terms of their contribution to the objective of the subsidy. Where opening is based on the provincial regulation, selection is based on priorities and the subsidy ceiling. A tendering procedure may be followed to select the best applications. Subsidy: Up to 30 per cent of the eligible costs. Where project documentation suggests a greater than average risk, but also great potential, up to 35 per cent of the eligible costs may be paid. The maximum amount of aid is € 100,000 or € 250,000 for joint ventures. Target values: Number of businesses assisted: 23. Total volume of investment: € 12 million.

Measure 124:
Cooperation in innovation

Rationale: The agriculture and forestry sector needs further innovation. Cooperating in innovation brings extra costs and extra risks. The Government supports this type of

effort and investment by taking part of the financial risk on itself.

Aim: To promote cooperative projects aimed at innovation. These joint ventures must be aimed at the development of new products, processes and techniques, new or greatly improved production or delivery methods and/or new organisational methods in business operations. This includes the following themes: sustainable agrilogistics, "green" raw materials, more sustainable horticulture and transition in livestock farming. Specific consideration is given to support for joint ventures aimed at innovation in connection with the new challenges⁶.

Target group: Entrepreneurs who are part of a joint venture of businesses carrying out an innovation project at their joint expense and risk, and the joint ventures themselves. Otherwise forestry activities are not eligible for subsidy in connection with new challenges.

Subsidy: Up to 50 per cent of eligible costs per innovation project to a maximum of € 500,000. For investments which form part of the project there is a maximum of € 400,000 (€ 500,000 in less favoured areas).

Target values: Number of cooperative initiatives supported: 120, plus 50 joint ventures aimed at new challenges.

Measure 125: Infrastructure for the development or adaptation of agriculture and forestry

Rationale: Dutch agriculture and horticulture can only compete if the infrastructure is good. This can be achieved by scaling up and other measures which reduce costs. Examples include: enlarging and improving parcels of land, improving the fragmented structure of parcels and access to and between parcels. The Netherlands also hopes to improve spatial structure through the relocation of holdings.

Aim: Improved land division in agriculture and investment in infrastructure and the relocation of holdings contribute to more efficient business operations, a better competitive position and improved siting of holdings in terms of the land allocation structure, the agricultural structure and nature and the environment.

Target group: Agricultural enterprises and joint ventures between them, land consolidation associations, agricultural organisations, management committees, public authorities and nature and landscape organisations.

Subsidy: Improving land division: for authorities and organisations with a public function up to 100 per cent, for private beneficiaries up to 90 per cent; investment by enterprises up to 40 per cent. Farm relocations up to 100 per cent.

Target values: Number of land

⁶ For an explanation of new challenges see paragraph 2.1.

consolidations (exchange of parcels): 350 with a total investment of € 202 million; number of farm relocations: 50 with a total investment of € 51 million.

Measure 132:
Farmers taking part in food quality schemes

Rationale: Farmers who produce certified quality foods make an important contribution to increasing the sustainable competitive strength of agriculture. According to the European Action Plan for Organic Food and Farming, the Netherlands can use the Rural Development Regulation to support organic agriculture. Organic agriculture makes an important contribution to sustainability in agriculture and can

serve as an example to conventional agriculture. However organic products are not as yet adequately identifiable in the shops. The measure is also intended as an incentive for primary organic producers, whose production methods involve extra costs.

Aim: encourage farmers to join or stay in a quality system, since this leads to better quality products, sustainable production processes and higher market values.

Target group: Farmers taking part in food quality schemes included in the list of European and national quality schemes. Also holdings converting to organic production.

Subsidy: In the form of an annual

payment for five years. Up to 100 per cent of the actual costs are reimbursed, to a maximum of € 3000 over a period not exceeding five years. Target values: Number of organic holdings taking part in quality schemes rises from 1468 to 1,500. Area under organic cultivation rises from 48,765 ha to 200,000 ha.⁷

Measure 133:
Activities to raise awareness and promote sales

Rationale: For a more sustainable society it is important also to inform citizens and consumers about the sustainability of various products. Well informed consumers prefer to buy organic products. The Dutch

Government therefore wishes to support campaigns to raise awareness about organic products and so to promote sales (in joint ventures). Aim: To support activities to raise awareness and promote sales, so that the public/consumers recognise certified quality systems and make well-informed decisions about what to buy.

Target group: Producer groups who carry out activities to raise awareness or promote sales (currently only in the case of organic agriculture) of products included in food quality schemes.

Subsidy: Up to 70 per cent of

⁷ Based on the goal of 10 per cent agricultural land under organic management.

the eligible costs of the relevant campaign.

Opening: Tender or application.

Applications are evaluated by a committee.

Target values: Number of campaigns: 75.

3.2 Axis 2 measures

Measure 212:

Payments for natural handicaps, to farmers in less-favoured, non-mountain areas

Rationale: With the addition of the Westerkwartier, the Northern Friese Wouden and Texel, the Netherlands has now designated some 260,000 hectares of agricultural land as “less favoured areas”. These are areas in which agriculture is in danger of disappearing due to specific handicaps. However, agriculture is essential in these areas to preserve the environment, to manage the

landscape, to maintain its appeal for tourists, and to protect coastal areas against flooding.

Aim: To prevent farmers from withdrawing from less-favoured areas.

It is anticipated that this measure will contribute to biodiversity, combat climate change and improve soil quality and landscape conservation.

Relevant areas: Deep marshy pasturelands, flood plains, stream valleys, valley flats, and slopes in South Limburg. The Westerkwartier and the Northern Friese Wouden are also regarded as problem areas. Texel has been designated because its island position puts the agriculture sector there at a competitive disadvantage. There are also a few other handicaps that affect the farmers’ profitability. The island position thus carries considerable disadvantages for farming, which threaten the survival of agriculture on the island.

Measure 214:

Agri-environment agreements

Rationale: Farmers can meet the growing demand for countryside stewardship services.

Aim: To encourage farmers to adopt or continue with agricultural production methods which are nature and environment friendly. The Netherlands will use European funds specifically in the ‘national priority areas’, so that they contribute to sustainable management of the national ecological network, Natura 2000 areas and the National Landscapes. This is expected to maintain and increase meadow bird populations, increase foraging areas for geese, increase biodiversity in agricultural areas, and improve environmental conditions.

Subsidies: For the management of agricultural land for the preservation and development of nature and

landscape values. Farmers opt for one or more management packages. The purpose is to encourage activities such as grazing, mowing, ditch bank management, headland (field-margin) management, ecological maintenance of landscape elements, further reductions in use of fertilisers and chemical crop protection. Payments are made annually over six years and compensate for the extra costs, loss of income and any transaction costs. A new system of nature and landscape management was introduced in 2010. The Dutch authorities can use nature management plans and the Nature and Landscape Index to steer the process towards the desired result for nature. The nature management plans determine which sort of agri-environment agreement can be concluded, and in which areas. This

links together the individual agri-environment agreements within a management area. A nature management plan is based on an ecological justification. Existing packages have been adapted and a number of new packages added under the new system

Target group: Farmers and water boards.

Opening: The provinces allocate the subsidies in order of application.

Target values: Number of agricultural holdings receiving aid rises from 13,500 to 27,000, including 1,650 with an agri-environment contract aimed at “new challenges”⁸. The total area increases from 50,000 ha to over 101,000 ha, of which 4,700 ha is aimed specifically at new challenges.

Measure 216:

Non-productive investments

Rationale: Three types of investment are funded:

A1: Investments linked to the conclusion of agri-environment agreements. In order to achieve the goal it is sometimes necessary to change the initial situation. Farmers will not make these investments without compensation from the Government.

A2: Investments in agricultural land which are linked to other agri-environment objectives. Measures are required outside Natura 2000 areas to combat water depletion. Farmers will not take these measures without compensation from the Government.

A3: Non-productive investments in

connection with the new challenges⁹ for water management. Water quality problems related to nutrients and over-use of crop protection products in the Netherlands also require investment in agricultural land. The relevant investments are often followed by a form of agri-environment management. This type of management can be incorporated into RDP2.

Aim: To support non-productive investments, such as adaptation of physical conditions or features of the terrain, required to conclude agri-environment agreements. Also to support non-productive investments aimed at improving the environmental quality of Natura 2000 and other


National Ecological Network areas, by implementing extra planning measures, over and above the statutory requirements, on agricultural land and specifically in “impact zones” in nature reserves

A3: Non-productive investments in relation to the new challenges for water management: improving water quality, particular in terms of nutrients, where possible combined with goals for managing water quantity (retaining water), nature (increasing biodiversity) and landscape.

Target group: A1: Farmers; A2: public authorities, particularly water boards and sometimes local and provincial

⁸ For an explanation of “new challenges” see paragraph 2.1.

⁹ For an explanation of “new challenges” see paragraph 2.1.



councils for drawing up plans to combat water depletion and for hydrological measures. The subsidies are intended as compensation for the

costs of relocation for agricultural holdings and other managers of agricultural land. A3: farmers and public authorities.

Subsidy: A1: up to 100 per cent of the eligible costs; A2: for plans to combat water depletion and for

hydrological measures: 100 per cent of eligible costs; for relocation: partial reimbursement of the actual costs; A3: up to 100 per cent of the eligible costs. Target values: Number of farmers and other land managers receiving aid: 610, including 250 for new challenges. Total investment: € 53.4 million, including 17.7 million for new challenges.

Measure 221:
Initial afforestation of agricultural land

Rationale: Planting woodland within the National Ecological Network, a defined Natura 2000 area, a National Landscape or a designated provincial or regional landscape. Temporary woodland can also be used in integrated planning to improve the overall quality of the area.

Aim: To contribute to the climate objective, combat erosion and increase the value of the landscape. This measure therefore contributes to

European forestry policy.

Target group: Farmers whose holdings lie within a National Ecological Network area, a defined Natura 2000 area, a National Landscape or a designated provincial or regional landscape

Subsidy: One-off afforestation payment of 80 per cent of the actual costs incurred in less-favoured areas, Water Framework Directive and Natura 2000 areas, to a maximum of € 7,000; in other areas the one-off payment is 70 per cent. The farmer must maintain the forest or woodland for at least 5 years. An annual premium per hectare is also paid for loss of income. Opening: As part of the annual tranche of the provincial multi-year programme.

¹⁰ De minimis aid is the total amount payable to one and the same business operating at its own expense and risk. This amount is € 200,000 over three calendar years.

Target values: Number of beneficiaries: 250 with a total of 2,500 ha.

3.3 Axis 3 measures

Measure 311: Diversification into non-agricultural activities

Rationale: Diversification helps to broaden the rural economy, and contributes to multi-functionality and new economic opportunities for agricultural businesses. New, non-agricultural activities improve the chances of survival of these businesses. The type of activity will depend on the location of the holding. Aim: To encourage agricultural holdings to take on a non-agricultural activity to generate extra income, such as care provision, nursery

facilities, tourist accommodation and facilities and information provision and education. Farmers are also encouraged to set up cooperative diversification projects, to introduce new information technology into rural areas and to set up chains to promote and market non-agricultural activities. Target group: Members of agricultural households

Target values: Number of beneficiaries: 509, with a total investment of € 103.61 million.

Measure 311 b Diversification into non-agricultural activities, renewable energy

Rationale: There are many new developments in improved techniques for renewable energy on agricultural holdings, but less progress has been made on scaling up. This measure aims to accelerate the scaling-up of renewable energy production on agricultural holdings.

Aim: to generate additional or alternative sources of income on agricultural holdings from renewable energy derived from waste flows and

natural sources on the holding. The agriculture sector needs support in scaling up and professionalisation of production and sales. The diversification may also relate to reducing consumption of fossil-fuels. Target group: A member of the agricultural household. (natural or legal person or a group of natural or legal persons), with the exception of agricultural employees. At the time of application the applicant must be actively pursuing an agricultural activity on the holding.

If, due to the project activities, the holding no longer falls within the definition of an agricultural holding, (for example, if it is deemed to be a micro-enterprise), the applicant is still the final beneficiary for this project. Subsidy: De minimis aid¹⁰.

Measure 312: Support for creation and development of micro- enterprises

Rationale: Micro-enterprises drive the economy in rural areas. Therefore it is extremely important to encourage expanding innovative capacity and business succession. The same applies to setting up networks and cooperative initiatives, for example between business and education.

Aim: To establish or develop

economic activities in rural areas.. Also to promote enterprise and the development of networks. The measure does not apply to agricultural enterprises.

Target group: Micro-enterprises other than agricultural enterprises with less than 10 employees and a turnover and balance sheet total of less than € 2 million.

Subsidy: Up to 100 per cent of the eligible costs. Aid to enterprises is de minimis aid (see footnote 8).

Target values: Number of beneficiary micro-enterprises: 496

Measure 313: Promotion of tourism

Rationale: Strengthening the economic position of recreation and tourism leads to a more robust rural economy: tourism is an important economic vehicle for rural areas.

Aim: To improve the recreational

infrastructure, make rural areas more accessible and strengthen the economic position of recreation and tourism, and to increase direct and indirect employment.

Target group: Public authorities and all natural or legal persons except farmers, growers and their families.

Subsidy: Up to 100 per cent of the eligible costs. Aid to enterprises is de minimis aid (see footnote 8).

Target values: Number of activities: 192 with a total investment of € 192 million.

Measure 321: Basic services for the economy and rural development

Rationale: Good basic services such as care homes, village halls, libraries, “sport for all” facilities, and cultural activities as well, are important to the social and economic vitality of rural areas. It is often difficult for

rural communities to create this type of facility, and this can compromise the level and quality of provision.

It is difficult partly because the composition of the rural population is changing. We therefore need to consider new and experimental ideas, such as combined residential and care zones and electronic service provision.

Aim: To improve basic services by supporting official bodies, organisations and joint ventures offering basic services for the rural economy and population. A good level of basic services contributes to social cohesion and quality of life, strengthens the socio-economic structure and prevents further decline in the population.

Target group: public authorities and legal persons with the exception of commercial companies. Projects have a supralocal character.

Subsidy: Up to 100 per cent of the eligible costs. Aid to enterprises is de

minimis aid (see footnote 8).

Target values: number of supported actions: 85, with a total investment of € 44.5 million.

321 b: Basic services for the economy and rural population. Renewable energy

Rationale: Improvements in basic services determine the social and economic vitality of rural areas and create the conditions for economic development. There are relatively few financial resources available for basic services in rural areas. The task of the local and regional partners lies in anchoring the objectives in the regional rural economy by creating public facilities and the necessary conditions. For example through physical investment, joint ventures, logistical solutions and changes in behaviour which are required for the agriculture sector to take an active role in producing renewable energy and reducing the use of fossil fuels.

Aim: To create and improve basic services concerned with renewable energy. The measure should lead to higher production of renewable energy by the agriculture sector, to efficient use of this renewable energy by those who buy it and/or to reduced use of fossil fuels. Innovation is important here: new solutions and ideas are needed in the first instance.

Target group: Authorities, legal persons and joint ventures.

Subsidy: Up to 70 per cent of the eligible costs for enterprises and 100 per cent for authorities and public bodies. Aid to enterprises is de minimis aid (see footnote 8).

321 c Basic services for the economy and rural population. Broadband

Rationale: The vitality of rural areas and communities depends partly on adequate social infrastructure of a suitable quality.

Aim: To provide support to farmers who can only obtain broadband internet at a relatively high price.

These farmers are in rural areas that are lagging behind in broadband access, or where broadband is not even available through ADSL, cable or UMTS.

Target group: Farmers without a broadband connection living in a rural area with poor or no access to broadband internet via ADSL, cable or UMTS.

Subsidy: One-off cost of investment aimed at creating and providing access to broadband infrastructure, specifically for rerouting and ground equipment (e.g. fixed systems, terrestrial wireless systems, satellite systems or combinations of these).

Costs must be at least € 400, and the subsidy is € 200. This subsidy is granted as if it were agricultural de minimis aid. The maximum agricultural de minimis aid that can be granted to enterprises in the agricultural production sector over a period of three tax years is € 7,500.

Target value: 3000 broadband internet connections in the previously uncovered areas as described above.

Measure 322: Village renewal and development

Rationale: Attractive villages contribute to an attractive living and working climate, and to quality of life. Any expansion plans must be appropriate to the surrounding cultural landscape. It is often difficult for small communities to implement measures aimed at village renewal.

Aim: To improve the spatial and physical quality of villages by means of integrated projects, to provide a more pleasant living and working environment and improve quality of life.

Target group: Municipal councils.

Subsidy: Up to 100 per cent of the total eligible costs.

Target values: 71 rural centres with a total investment of € 38 million.

Measure 323: Conservation and upgrading of rural heritage

Rationale: Investment in attractive countryside is good for both the environment and the economy. Our rural heritage requires continual maintenance. We also need to adapt

to new circumstances, threats and market opportunities.

Aim: An attractive region which retains its natural, landscape and heritage values with appropriate socio-economic activities: support for activities aimed at conserving and upgrading rural areas.

Target group: Public authorities and all natural and legal persons.

Subsidy: Up to 100 per cent of the total eligible costs, except for aid to a farmer for the conservation of traditional landscapes and buildings on agricultural holdings: in that case the maximum is 40 per cent.

Aid to enterprises is de minimis aid (see footnote 8).

Target values: Number of supported activities: 234 with a total investment of € 117.1 million.

Measure 341: Skills acquisition and animation with a view to preparing and implementing a local development strategy

Rationale: Improving the quality of local groups, to equip them to implement innovations and local development strategies. Also to

make an area more dynamic by strengthening local governance and joint ventures.

Aim: to promote the skills needed for better implementation of local development strategies in non-Leader areas.

Target group: Participants in a local action group, other than a Leader group. The administrative costs must not exceed 15 per cent of the overall public costs for the local development strategy.

Subsidy: For public authorities, up to 100 per cent of the eligible costs; for enterprises, up to 50 per cent for advice and other services.

Target values: Number of supported activities aimed at acquisition of skills and animation: 358; number of supported public-private partnerships other than Leader partnerships: 40; number of participants in the projects: 400.

3.4 Axis 4 measures

Measure 41: Introduction of the Leader approach and local action groups

Increasing involvement in rural policy and making use of the most promising initiatives. The provinces selected local action groups based on a national methodological framework including selection criteria. The former Minister of LNV confirmed the nominations of the provinces. Groups were able to apply directly following a “call for proposals”. Among other things, they have to be in a position to develop and implement a plan for an area. The groups consist of representative players in the area, including people from the social mid-field.

Target values: 31 groups established. 900 experimental, bottom-up or multi-sectoral projects completed.

Measures 411/412/413

Within the framework of the Leader approach aid is provided for the implementation of local development plans to achieve objectives from the other axes.

411 Axis 1: Strengthening agriculture using the strengths of the area. For this purpose small-scale pilot projects and joint ventures need to be set up or reinforced which can harness these strengths and reinforce the human potential. (International) exchange of experience is another option.

412 Axis 2: Making connections between agriculture, nature, environment and water. This offers prospects for sustainable solutions.

413 Axis 3: Most measures in axis 3 lend themselves well to the Leader approach. In most Leader areas efforts are likely to focus on socio-economic revitalisation.

Target values: Number of projects created using the Leader approach: 900, of which 150 relate to the objective from axis 1, 60 to that of axis 2 and 690 to that of axis 3.

Measure 421: Implementing co-operation projects

This measure consists in setting up co-operation projects which are in line with the objectives of the local groups' development plans. This process includes exchange of experience.

Target values: Number of completed co-operation projects 35: 23 within the Netherlands and 12 outside the Netherlands. 5 relate to the objective from axis 1; 3 to the objectives from axis 2, and 27 to the objectives from axis 3.

Measure 431: Running the local action group, acquiring skills and animating the territory

Improving the competence of the local group through the introduction of Leader. Local groups and interested parties need good information, suitable skills and other support to carry out their tasks successfully.

Target values: Number of supported projects 900: (360 of these cannot yet

be attributed to the theme headings), broken down into: studies: 15; researching the area and the local development plan: 30; staff training: 450; promotional activities: 30, and "other": 15.

Measure 511: Technical assistance

The Netherlands wants to use

European technical assistance co-financing for setting up and operating the Rural Network, evaluation activities and the implementation of communication plans.

4. Finance



RDP expenditure is only a proportion of overall expenditure on rural development. Public authorities, stakeholder organisations and private businesses invest a great deal in the revitalisation of rural areas. In total over two thousand million

euros will be spent on rural areas via RDP2 between 2007 and 2013. The EU invests nearly € 600 million in Dutch rural areas, and a similar amount is provided by government and local authorities. Other national funding

schemes bring in a further 850 million euros. Private businesses are expected to contribute € 700 million to rural areas under RDP2. Table 4.1 shows the annual contribution from the European

Agricultural Fund for Rural Development (EAFRD). Table 4.2 shows the total expenditure under RDP2, including additional national funding.

Table 4.1. Annual contribution from the EAFRD (EUR)

Year	2007	2008	2009	2010	2011	2012	2013
Total EAFRD	70,536,869	72,638,338	73,671,337	87,111,293	90,406,648	96,082,449	102,750,233

RDP2 measures and associated financial resources:

Table 4.2

Measure / axis		Co-financed public expenditure (NL + EU)	Top up (National funding)	Private sector expenditure	Total	
Axis 1	Measure 111	51,350,000	11,320,000	31,690,000	94,360,000	
	Measure 114	9,000,000	4,350,000	9,000,000	22,350,000	
	Measure 121	106,040,000	332,600,000	223,450,000	662,090,000	
	Measure 123	800,000	2,830,000	1,870,000	5,500,000	
	Measure 124	28,870,000	11,750,000	33,750,000	74,370,000	
	Measure 125	160,000,000	55,500,000	40,000,000	255,500,000	
	Measure 132	9,020,000	430,000	0	9,450,000	
	Measure 133	1,500,000	430,000	1,500,000	3,430,000	
		366,580,000	419,210,000	341,260,000	1,127,050,000	
Axis 2	Measure 212	42,820,000	43,620,000	0	86,440,000	
	Measure 214	249,140,000	205,000,000	0	454,140,000	
	Measure 216	35,340,000	181,140,000	0	216,480,000	
	Measure 221	18,980,000	1,400,000	5,600,000	25,980,000	
		346,280,000	431,160,000	5,600,000	783,040,000	
Axis 3	Measure 311	38,420,000	2,810,000	77,590,000	118,820,000	
	Measure 312	24,840,000	2,900,000	57,950,000	85,690,000	
	Measure 313	94,820,000	850,000	94,810,000	190,480,000	
	Measure 321	47,621,333	--	7,000,000	54,621,333	
	Measure 322	35,560,000	--	2,000,000	37,560,000	
	Measure 323	56,840,000	2,320,000	56,840,000	116,000,000	
	Measure 341	7,160,000	--	10,730,000	17,890,000	
		305,261,333	8,880,000	306,920,000	621,061,333	
Axis 4	412	19,600,000	--	9,800,000	29,400,000	
	411	413	9,800,000	--	4,900,000	14,700,000
	421	38,200,000	--	19,100,000	57,300,000	
	431	19,600,000	--	9,800,000	29,400,000	
		9,520,000	--	4,760,000	14,280,000	
		96,720,000	--	48,360,000	145,080,000	
	511 Technical assistance	6,502,334	--	0	6,502,334	
	- of which national network	4,000,000	--	0	4,000,000	
	Total	1,121,343,667	859,250,000	702,140,000	2,682,733,667	

Appendix: The main changes at a glance



This appendix gives the most important amendments to the measure fiches of RDP2 since its initial approval in July 2007

RDP2 has been adapted several times by means of notifications or amendments since its initial approval in July 2007. Unlike an amendment,

a notification does not require a new approval from the European Commission. The table below shows when and which measures were

adapted. Below the table there is a description of the changes made per notification/amendment, and a table showing the additional funding.

Measure	Notification			Amendment	Notification
	2007-1	2008-1	2008-2	2009-1	2009-1
111: Vocational training and extension				X	
121: Modernisation of agricultural holdings				X	
123: Adding value to agriculture and forestry products			X		
124: Cooperation in innovation				X	
125: Infrastructure for the development or adaptation of agriculture and forestry			X		
212: Payments to farmers for natural handicaps				X	X
214: Agri-environment agreements	X	X	X	X	X
216: Non-productive investments				X	
311: Diversification into non-agricultural activities			X		
311: Diversification B) Renewable energy				X	
312: Micro-enterprises			X		
313: Tourism activities			X		
321: Basic services			X		
321: Basic services B) Renewable energy				X	
323: Conservation and upgrading of rural heritage			X		
511: Technical assistance				X	

Notification 2007-1:

214 Agri-environment agreements: a clarification has been added to the measure fiche: during the term of RDP2 rates may be adjusted annually in accordance with the criteria in sub-annex 12 of the programme. This indexing applies only to new packages yet to be agreed. Once a package is agreed, the rate for the “start year” is maintained for the life of the contract.

Notification 2008-1:

214 Agri-environment agreements: Packages 28 c to f for the management of foraging geese have been combined into a single package. This makes it easier for farmers to combine this management with their normal farm operations. The minimum area requirement has been reduced from 200 to 150 ha.

Notification 2008-2:

123 Adding value to agriculture and forestry products: The method of opening has changed. In principle opening takes place through the Ministry of EL&I subsidy scheme, but opening through the provincial regulation remains possible. Under the Ministry’s subsidy scheme, applications are ordered according

to their contribution to the object of the subsidy. Under the provincial regulation selection is based on priority and subsidy ceiling. A tendering procedure can then be used to select the best applications.

125 Infrastructure for the development or adaptation of agriculture and forestry: The measure fiche has been expanded to bring it more into line with practice in terms of rationale, objectives, scope, actions and remunerable activities. The aim is to facilitate optimal use of the measure fiche and achieve the desired objectives.

214 Agri-environment agreements: an extra option has been created in the fiche allowing a farmers to change packages during the life of the agri-environment agreement.

11 311: Diversification into non-agricultural activities
312: Business creation and development.
313: Promotion of tourism activities.
321: Basic services for the economy and rural population.
323: Conservation and upgrading of rural heritage.

311 /312 /313 /321 /323¹¹: A “double maximum” had been built in to these measures. The maximum amount of aid was determined by the de minimis rule on the one hand and the maximum eligible costs set down in the fiches on the other. This amendment does away with the double maximum.

313/321/323 (see footnote 9): This clarifies that the maximum remuneration (up to 100 per cent of the eligible costs) does not apply exclusively to public authorities.

Amendment request 2009-1 111: Vocational training and extension: The budget for this measure has been considerably increased. The aim is to support extension activities in the field of renewable energy, energy-saving and

greenhouse gas, biodiversity and sustainable agricultural methods, to promote greater awareness and enterprise in the sector. A part of the extra budget is reserved for demonstration projects aimed at greater use of (genetic and functional) agri-biodiversity.

121: Modernisation of agricultural holdings
The Dutch Government anticipates that businesses will improve the sustainability of their products and production process. A coherent package of measures contributes to the new challenges of biodiversity and climate change. The package also ties in with innovation efforts in agriculture to meet the goals of the Nitrates Directive and the fourth Nitrates Directive Action Programme, among other things.
The top up amount in measure 121 is increased from € 105.1 million to € 332.6 million. The deadline for investment has been extended to three years from the approval of the application.

124: Cooperation in innovation
The budget for this measure is increased in connection with the objectives to be achieved in the fields of biodiversity, climate, water management and renewable energy. The maximum subsidy is increased from 35 per cent to 50 per cent.

212: Payments to farmers for natural handicaps
The area of designated less-favoured areas has been increased by 19,850 ha. The new areas are the Westerkwartier and the Northern Friese Wouden.

214: Agri-environment agreements
Extra funding is now available for headland management (countryside stewardship). This will strengthen biodiversity on agricultural land and improve the sustainability of agricultural production.

216: Non-productive investment
Extra resources are made available with a view to encouraging sustainable investment in improving water quality and managing

water quantity. Biodiversity is also supported, for example, by creating natural transitions between water and land and ecological corridors.

311: Diversification into non agricultural activities, new section b. Renewable energy

Extra funding is available to encourage sustainable energy production, primarily by means of biogas purification, the use of residual heat and co-generation in rural areas and making this broadly deployable.

321: Basic services for the economy and the rural population, new section b. Renewable energy

Extra resources are made available to support investments (installations, infrastructure, sales and marketing solutions, waste flow facilities, etc.) required for the development of renewable energy flows, with priority given to renewable energy associated with agriculture.

321 c. Broadband internet

Although in theory rural areas have internet access, the investment

costs can sometimes be a barrier to connection in situations where cable or mobile broadband are not (yet) available. Efforts will therefore be made to support the rural economy in these difficult situations by promoting broadband access for agricultural entrepreneurs.

511: Technical assistance

Some themes in the technical assistance category – such as monitoring and evaluation and communication - will involve extra costs due to the changes made to RDP2.

Notification 2009-1

212: Payments to farmers for natural handicaps

The area designated as less-favoured has been increased by 7,632 ha of land on the island of Texel. This creates a new Dutch area category, that of an island position. Agricultural concerns make extra costs in addition to those for natural handicaps, and this threatens their profitability. Maintaining these businesses on Texel is important for the landscape, and

it is also an important basis for the economy and quality of life.

214: Agri-environment agreements

The changes to fiche 214 relate to the introduction of the new national subsidy scheme for nature and landscape management (SNL) to replace the Provincial Subsidy Scheme for Agricultural Nature Management (PSAN).

The aim is a more effective and efficient scheme on a sounder ecological footing. The packages of measures are based on a sound ecological nature management plan. The results are closely monitored and where necessary the packages of measures are adjusted. The system for calculating the annual basis for payment is further developed and the rates for the new agreements are adjusted to take account of price trends for agricultural products on the world market.

Additional funding

The table below gives an overview of the additional funds available following the Health Check, Economic

Recovery package and modulation (prompted by amendment request 2009-1). Amounts are given in millions of euros.

All versions (including the dates of submission and approval) of the Netherlands' Rural Development Programme for 2007-2013 can be found on the website, www.regiebureau-pop.eu > POP 2007-2013 > Versies van het POP2.

Measure	EU contribution
111	16.5
121	25.55
124	14.33
212	3.75
214	21.85
216	13.05
311	7.5
321	3.83
511	0.32
Total	106.68

Colophon

This publication was commissioned by the Rural Development Plan Management Office which supports the national and provincial governments in carrying out the 2007-2013 Rural Development

Programme (RDP2), which is co-financed by the EU. This publication contains a summary of the RDP2 Programme Document and the Measure Fiches (Annex 4 of the programme document). No rights can be derived from this publication.

Text

Rural Development Plan Management Office

Photography

Marcel Bekken, Breda

Graphic design

Henk-Jan Panneman, Arnhem


Production

Citaat, Arnhem

Commissioned by

Rural Development Plan Management Office, www.regiebureau-pop.eu

November 2010



Plattelands
Ontwikkelings
Programma
Regiebureau